



ULTHENA

LOA:	37'11" / 11.55m
Year:	2005
Beam:	12' / 3.65m
Draft:	6'5" / 1.95m
Displacement:	9,100kg / 20,062lb
Hull Material:	GRP
Engines:	1 x Yanmar 54hp, 4JH4E
Designer:	Judel/Vroljik & Co
Accommodation:	6 berths in 2 cabins and saloon
Builder:	Najadvarvet AB
Location:	Ljusterö, Stockholm - Sweden
Price:	SEK 2,350,000 VAT paid



BERTHON

INTERNATIONAL YACHT BROKERS

Ängsvägen 16, 473 33 Henån

T: +46 304 694 000

E: brokers@berthonscandinavia.se

W: www.berthonscandinavia.com

Disclaimer

These particulars have been prepared from information provided by the vendors and are intended as a general guide to the yacht, their accuracy cannot be guaranteed by us. The purchaser should confirm details of concern to them by survey or engineer's inspection. The purchaser should also ensure that the purchase contract properly reflects their concerns and specifies details on which they may wish to rely.

Broker's Comments:

The Najad 380 is a smooth-sailing and beautiful boat from the shipyard in Henån. The Najad 380 is a further development of the Najad 373 and is considered one of the yard's most successful and popular models. This is well deserved when you look at the comforts on board and the consistently high quality that characterizes this cruising boat. Judel/Vrolijk & Co is responsible for the design and Najadvarvet has lived up to its reputation and created a very good centre cockpit boat. The bulkheads are laminated to the hull and deck, which gives her maximum strength and thus also a faster hull. The Najad 380 is built and adapted for comfortable sailing, whether you are sailing close to the coast or at sea.

The boat has a sandwich construction with divynycell as the core material. It has a deep bilge, lead keel and a skeg rudder. The layout offers a spacious saloon with two sofas, navigation space and a light toilet. She has a longitudinal galley and aft of this a comfortable owner's cabin with a small sofa, in the bow you will find a v-berth for 2 guests. Out at sea, you are well protected in the comfortable centre cockpit where a fixed windscreen with sprayhood is especially appreciated when the weather is at its worst. The boat has a consistently high level of equipment and Najad's recognized high quality of woodwork will delight sailors for many years.

Najad 380, ULTHENA was delivered as a display boat to the Southampton Boat Show in 2005. She had then been specified with a high level of equipment by the owner. After 1 year in England - sailing in The Solent, he took her to the east coast of Sweden. She has since been used sparingly. This is a boat that you can easily sail with a small crew thanks to the furling mast and powerful electric winches from Andersen. In the bow and stern, there are electric windlasses that, together with bow thrusters, facilitate anchoring in natural harbours and marinas. The comfort level has been raised further with the help of an electric toilet and comfortable spring mattresses. ULTHENA has been professionally managed by the marina on Ljusterö and the owner has given her very good maintenance.

Najad 380 has everything that characterizes an Orust boat and ULTHENA is a very nice example. She is absolutely worth a visit.

Key Facts:

- Furling mast from Seldén Mast.
- Electric genoa winches.
- Electric windlass in bow and stern.
- Bow thruster.
- 54 hp Yanmar, low hours.
- 3-bladed folding propeller.
- 4 + 2 berths, two cabins + saloon.
- Spring mattresses - 2015.
- Plotter.
- Radar.
- Heater.
- Sprayhood.
- Cockpit canopy.
- Electric toilet - 2018.
- Genoa - 2018.
- Professionally maintained.

Disclaimer

These particulars have been prepared from information provided by the vendors and are intended as a general guide to the yacht, their accuracy cannot be guaranteed by us. The purchaser should confirm details of concern to them by survey or engineer's inspection. The purchaser should also ensure that the purchase contract properly reflects their concerns and specifies details on which they may wish to rely.

Construction:

RCD Status: The yacht conforms with the essential safety requirements of Directive 94/25EC or RCDII (2013/53/EU as appropriate (Recreational Craft Directive) and is categorized A – “Ocean”

Hull, Deck & Superstructure Construction:


- White hull with red trim lines.
- Hull and deck in GRP.
- Integrated rubbing strake, brass.
- Deep bilge.
- Teak on deck, cockpit, coach roof and swim platform.

Keel & Rudder:

- Lead keel.
- Skeg hang rudder.
- Rudder bearing in skeg and hull.

Machinery:**Engine & Gearboxes:**

- Yanmar 54 hp, 4JH4E, approx. 1000 hours (display out of order).

**Propulsion & Steering:**

- Centaflex shaft coupling.
- 3 bladed folding propeller (Flex-o-fold).
- Bow thruster (Max Power).
- Fixed propeller as spare.
- Steering wheel with elk skin.
- Glovebox.

Electrical Systems:**Battery Banks:**

- 12V service battery 3 x 140 Ah - 2018.
- 12V start battery 75 Ah - 2018.
- 220V outlets in galley, navigation area and cabins.
- 12 V outlets at navigation area, cockpit.
- DC control panel.

Disclaimer

These particulars have been prepared from information provided by the vendors and are intended as a general guide to the yacht, their accuracy cannot be guaranteed by us. The purchaser should confirm details of concern to them by survey or engineer's inspection. The purchaser should also ensure that the purchase contract properly reflects their concerns and specifies details on which they may wish to rely.

Battery Chargers:

- 220 V Battery charger 12 V / 40 Ah.

Shore Power:

- 220 V shore power system with earth fault breaker and cable.

Plumbing Systems:**Fresh Water & Water Heating System:**

- Hot water 20 L.

Bilge Pumps:

- Manual bilge pump.
- Electric bilge pump.

Tankage:**Fuel:**

- Diesel approx. 180 L (stainless steel) (39.59 gallons).

Fresh water:

- Fresh water approx. 315 L (stainless steel) (69.29 gallons).

Grey/Blackwater holding tanks:

- Black water approx. 55 L, deck and sea evacuation (stainless steel) (12.09 gallons).

Gas:

- Remote gas switch.
- 2 x Gas bottle.

Navigation Equipment:

- Compass with light.
- Plotter (Raymarine E120).
- Radar 2kW.
- 1 x Graphic instrument (Raymarine ST 60).
- 1 x Speed instrument (Raymarine ST 60).
- 1 x Depth instrument (Raymarine ST 60).
- 1 x Wind instrument (Raymarine ST 60).
- Autopilot (Raymarine ST 6001+).
- Remote control autopilot.
- NMEA interface.
- GPS antenna.
- Navtex ISC 6 Plus.
- Combi antenna in mast GSM, VHF, TV, FM (Panama).
- VHF with speaker (Simrad RS 87 DSC).
- Extra VHF hand unit in cockpit.
- VHF speaker in cockpit with switch.
- Course computer with gyro (Raymarine).

Disclaimer

These particulars have been prepared from information provided by the vendors and are intended as a general guide to the yacht, their accuracy cannot be guaranteed by us. The purchaser should confirm details of concern to them by survey or engineer's inspection. The purchaser should also ensure that the purchase contract properly reflects their concerns and specifies details on which they may wish to rely.

Domestic Equipment:*Galley:*

- Gas stove with 2 burners and oven.
- Fridge 92L.
- Double sink in stainless steel.
- Stainless steel single mix tap, hot/ cold water.
- Stainless steel sea water tap.

Heads/Showers:

- Electric toilet (Jabsco) - 2018.
- Black water tank with sea and deck evacuation, level gauge.
- Cockpit shower, cold & hot water.

Heating & Ventilation:

- Diesel heater, outlets in all cabins, head, salon and cockpit (Eberspächer).
- Fixed windscreen med stainless steel grab rails.
- 3 x Skylights.
- 11 x Portlights.
- 2 x Dorado ventilator with stainless steel protectors.

Entertainment:

- Stereo with DVD/CD/radio (Pioneer).
- Speakers in saloon and cockpit.

Lighting:

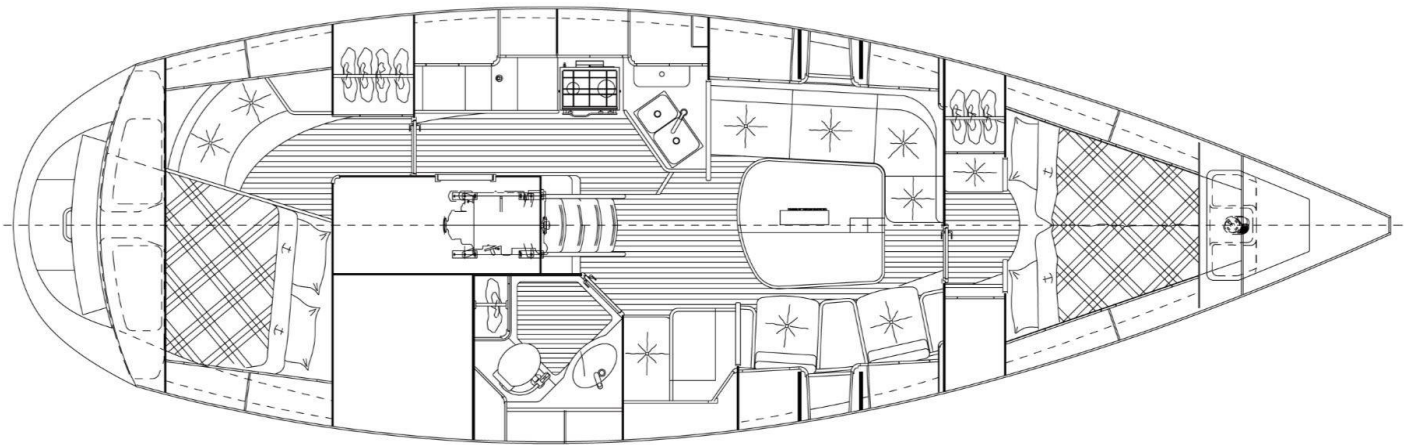
- Tricolor light in mast top, anchor light.
- Deck light.

Accommodation:*Summary of Accommodation:*

- Interior in varnished mahogany, Alcantara cushions.
- Sleep 6 persons in owner's cabin, forward cabin + saloon.
- Inspection hatches in floorboards.
- Toilet with shower.
- White ceiling with mahogany ribs.
- Combi blinds/mosquito net at all skylights.
- Curtains at portlights.

Disclaimer

These particulars have been prepared from information provided by the vendors and are intended as a general guide to the yacht, their accuracy cannot be guaranteed by us. The purchaser should confirm details of concern to them by survey or engineer's inspection. The purchaser should also ensure that the purchase contract properly reflects their concerns and specifies details on which they may wish to rely.

Internal Layout:*Description of layout from forwards:**Forward Cabin:*

- Forward guest cabin with v-berth.
- Spring mattresses - 2015.
- 2 x Wardrobe.
- Cupboards and shelves.
- Skylight.
- Reading lights.

*Saloon:*

- Spacious and light saloon.
- Solid table with foldable sides and bar.
- Cupboards and shelf along hull sides.
- Grab rail.
- Skylight and portlights.
- Exclusive companionway with curved steps.
- Sea berths.

Disclaimer

These particulars have been prepared from information provided by the vendors and are intended as a general guide to the yacht, their accuracy cannot be guaranteed by us. The purchaser should confirm details of concern to them by survey or engineer's inspection. The purchaser should also ensure that the purchase contract properly reflects their concerns and specifies details on which they may wish to rely.

- Cabinet with Najad glasses, varnished teak holder.



Navigation Area:

- Navigation area on starboard side.
- Large navigation table for charts, electronics and equipment.
- Navigation seat facing forward.



Toilet/Shower:

- Light and fresh toilet with heat outlet.
- Worktop in Corian.

Disclaimer

These particulars have been prepared from information provided by the vendors and are intended as a general guide to the yacht, their accuracy cannot be guaranteed by us. The purchaser should confirm details of concern to them by survey or engineer's inspection. The purchaser should also ensure that the purchase contract properly reflects their concerns and specifies details on which they may wish to rely.

- Wet closet.
- Portlights with curtain.
- Teak flooring.



Kitchen:

- Longitudinal kitchen on port side of the entrance.
- Plenty of cupboards and drawers for storage.
- Laminate work top.
- Extra cupboard with sliding hatch.
- Dry storage.
- Wooden cover over sink.



Disclaimer

These particulars have been prepared from information provided by the vendors and are intended as a general guide to the yacht, their accuracy cannot be guaranteed by us. The purchaser should confirm details of concern to them by survey or engineer's inspection. The purchaser should also ensure that the purchase contract properly reflects their concerns and specifies details on which they may wish to rely.



Aft Cabin (Owner's):

- Owner's cabin with double berth on starboard side and small sofa at port.
- Spring mattresses - 2015.
- Wardrobe, cupboard and drawers for storage.
- Portlights with curtains.
- Safe, digital lock.
- Sea berths.



Deck Equipment:

Rig:

- Furling mast with 2 pairs of spreaders (Seldén Mast).
- Furling system for genoa (Furler).
- Cockpit operated furling system.
- Mechanical backstay tensioner (Seldén).
- Rigging screw protectors.
- Rodkick with gas spring (Seldén Mast).
- Gennaker equipment.
- Windex.
- Radar reflector.
- Lewmar deck equipment.
- Bowsprit, fitting for gennaker.

Winches:

- 2 x Genoa winches electric (Andersen 52 ST).
- 2 x Main sheet winch (Andersen 28 ST).
- 2 x Halyard winch at mast (Andersen 12 ST).

Sails:

- Main tri-radial DC-Mylar (UK).

Disclaimer

These particulars have been prepared from information provided by the vendors and are intended as a general guide to the yacht, their accuracy cannot be guaranteed by us. The purchaser should confirm details of concern to them by survey or engineer's inspection. The purchaser should also ensure that the purchase contract properly reflects their concerns and specifies details on which they may wish to rely.

- Genoa tri-radial laminate (UK) - 2018.

General:

- High gloss varnished companionway, chart tables and instrument panel.
- Varnished cockpit table, teak.
- Large cockpit locker.
- G&T seats integrated in pushpit.
- Bow ladder, stainless steel.
- Safety/swim ladder.
- 2 x Aft lockers.

Anchoring & Mooring Equipment:

- 6 x Mooring cleats.
- 4 x Mooring lines.
- 4 x Fenders.
- Bow: Electric windlass (Lofrans 1000W), anchor 20 kg (Bruce), 40m 8mm chain.
- Aft: Electric windlass, stainless steel anchor 20 kg (Bruce), lead line.
- Remote control and panel in cockpit.

Covers, Canvas & Cushions:

- Forestay cover.
- Sprayhood with grab rail covered with elk skin, beige.
- Sprayhood extension/ cockpit canopy.
- Stainless steel tubes for sprayhood and extension.

Safety Equipment:

- Alarm.
- Lifeline gates, port and starboard side.
- Protection rails at mooring cleats, brass.
- Jack stays fitting in cockpit and on deck.

Fire-fighting equipment:

- 2 x Fire extinguishers.

Disclaimer


These particulars have been prepared from information provided by the vendors and are intended as a general guide to the yacht, their accuracy cannot be guaranteed by us. The purchaser should confirm details of concern to them by survey or engineer's inspection. The purchaser should also ensure that the purchase contract properly reflects their concerns and specifies details on which they may wish to rely.

**Disclaimer**

These particulars have been prepared from information provided by the vendors and are intended as a general guide to the yacht, their accuracy cannot be guaranteed by us. The purchaser should confirm details of concern to them by survey or engineer's inspection. The purchaser should also ensure that the purchase contract properly reflects their concerns and specifies details on which they may wish to rely.

**Disclaimer**

These particulars have been prepared from information provided by the vendors and are intended as a general guide to the yacht, their accuracy cannot be guaranteed by us. The purchaser should confirm details of concern to them by survey or engineer's inspection. The purchaser should also ensure that the purchase contract properly reflects their concerns and specifies details on which they may wish to rely.

**Disclaimer**

These particulars have been prepared from information provided by the vendors and are intended as a general guide to the yacht, their accuracy cannot be guaranteed by us. The purchaser should confirm details of concern to them by survey or engineer's inspection. The purchaser should also ensure that the purchase contract properly reflects their concerns and specifies details on which they may wish to rely.