



## ELVINE

LOA:	41'4" / 12.61m
Year:	2017
Beam:	13'6" / 4.11m
Draft:	6'6" / 1.99m
Displacement:	11,100kg / 24,471lb
Hull Material:	GRP
Engines:	1 x Volvo Penta D2-75, 75hp
Designer:	German Frers
Accommodation:	6 berths in 3 cabins + 2 Saloon
Builder:	Hallberg-Rassy AB
Location:	Ellös, Sweden
Price:	SEK5,400,000 VAT paid

# BERTHON

INTERNATIONAL YACHT BROKERS

Ängsvägen 16, 473 33 Henån

T: +46 304 694 000

E: [brokers@berthonscandinavia.se](mailto:brokers@berthonscandinavia.se)

W: [www.berthonscandinavia.com](http://www.berthonscandinavia.com)

### Disclaimer

*These particulars have been prepared from information provided by the vendors and are intended as a general guide to the yacht, their accuracy cannot be guaranteed by us. The purchaser should confirm details of concern to them by survey or engineer's inspection. The purchaser should also ensure that the purchase contract properly reflects their concerns and specifies details on which they may wish to rely.*

**Broker's Comments:**

With her clean deck layout and perfect sailing qualities the Hallberg-Rassy 412 is a winner in both racing and cruising, offering superb sailing characteristics and excellent comfort at sea, in port and when anchored.

The modern sail plan with a rather big main sail and a smaller genoa jib makes sailing easy and efficient. A large aft cockpit and cockpit table provides plenty of space for 6-8 people. The open stern offers easy access for swimming and water sports. The nicely designed windscreen and sprayhood offers good protection on windy and rainy days.

This Hallberg-Rassy 412, ELVINE is equipped with a furling mast, an under deck mounted furler for the genoa jib and four winches whereof two are electrical.

She can sleep 6 persons in 3 double berths + 2 persons in the saloon. There is a forward 'owner's cabin, which has its own head with shower and two aft cabins with double berth. Just at the entrance you will find the galley to port and the day head and navigation table to starboard. The saloon has two sofas and a solid table with foldable sides.

Hallberg-Rassy 412, ELVINE has been used for family sailing in Scandinavian waters, mainly in Sweden. Current owners are her first owners. ELVINE has always been serviced and maintained professionally and kept inside in a tempered and dehumidified shed during winter time at Orust Yacht Service.

Please contact Berthon Scandinavia for further information and booking of viewings!

**Key Facts:**

- Furling mast.
- 2 x Electric winches.
- Volvo D2-75.
- Bow thruster.
- Electric windlass.
- Raymarine navigation system.
- Sleep 6 persons in 3 cabins + 2 persons in the saloon.
- Professionally serviced and maintained.
- Always stored inside during winter.
- Available for showings on the Swedish west coast.
- Ready for delivery from the 25<sup>th</sup> August 2023.

**Construction:**

*RCD Status: The yacht conforms with the essential safety requirements of Directive 94/25EC or RCDII (2013/53/EU as appropriate (Recreational Craft Directive) and is categorized A – "Ocean"*

**Hull, Deck & Superstructure Construction:**

- Hull in sandwich construction with divinycell core.
- Single laminate in keel area.
- White gelcoat, vinylester based barrier coat.
- Two layers of epoxy primer
- Antifouling - 2023.
- Integrated rubbing strake with brass strip.
- Blue decorative line in gelcoat.
- Deck, coach roof and cockpit areas are made of sandwich construction, single laminate in certain areas, and laminated to the hull.
- Swim platform integrated in the stern.

**Disclaimer**

*These particulars have been prepared from information provided by the vendors and are intended as a general guide to the yacht, their accuracy cannot be guaranteed by us. The purchaser should confirm details of concern to them by survey or engineer's inspection. The purchaser should also ensure that the purchase contract properly reflects their concerns and specifies details on which they may wish to rely.*

- Teak (glued) on deck, cockpit and swim platform.
- Four hull portlights.

#### *Keel & Rudder:*

- Lead keel, bolted to a deep bilge.
- Spade rudder.

#### **Machinery:**

##### *Engine & Gearboxes:*

- 1 x Volvo Penta D2-75, 55 kW/75 HP.
- Engine hours – approx. 606 hrs (20th June 2023)
- Engine room fan.



#### *Propulsion & Steering:*

- Sail drive.
- 3-blade folding propeller (Gori).
- Single lever, electronic engine control.
- Bow thruster 8 hp in grp tunnel (Sidepower).

#### **Disclaimer**

*These particulars have been prepared from information provided by the vendors and are intended as a general guide to the yacht, their accuracy cannot be guaranteed by us. The purchaser should confirm details of concern to them by survey or engineer's inspection. The purchaser should also ensure that the purchase contract properly reflects their concerns and specifies details on which they may wish to rely.*



**Electrical Systems:***Battery Banks:*

- Engine battery 12V / 75 Ah.
- Service Batteries 12 V / 720 Ah (Flat Plate).
- Emergency switch for engine start.

*Battery Chargers:*

- Alternator 12 V / 115 A.
- Charger/Inverter 230V / 60A / 12V / 3000W (Mastervolt).
- Solar panel 22W.
- Battery monitor (Masterview).

*Shore Power:*

- 230 V Shore power system with earth breaker.
- Shore power cable.
- 6 x 230V outlets.

**Plumbing Systems:**

- Deck wash pump with hose.

*Fresh Water & Water Heating System:*

- Hot water boiler 40 L.
- Fresh water pump.

*Bilge Pumps:*

- Bilge pump, manual.
- Bilge pump, electrical.

**Tankage:***Fuel:*

- Diesel capacity approx. 344 L.

*Fresh Water:*

- Fresh water capacity approx. 680 L.

*Grey/Blackwater Holding Tanks:*

- Holding tank capacity approx. 2 x 70 L, sea- and deck discharge.

**Navigation Equipment:**

- Illuminated compass.
- Autopilot (Raymarine p70 / Type 2).
- Log (Raymarine i50).
- Depth (Raymarine i50).
- Wind (Raymarine i60).
- Multi (Raymarine i70).
- Multifunction display (Raymarine Axiom Hybrid Touch).
- AIS transponder (Raymarine AIS650 class B).

**Disclaimer**

*These particulars have been prepared from information provided by the vendors and are intended as a general guide to the yacht, their accuracy cannot be guaranteed by us. The purchaser should confirm details of concern to them by survey or engineer's inspection. The purchaser should also ensure that the purchase contract properly reflects their concerns and specifies details on which they may wish to rely.*

**Communications Equipment:**

- VHF antenna with cable to navigation table.
- VHF (Ray60E) DSC, class D.
- VHF in cockpit (Raymic second station).

**Domestic Equipment:****Galley:**

- Double sink.
- Waste bin.
- Fridge box, water cooled compressor.
- Freezer pull out drawer.
- Remote controlled gas valve.

**Heads/Showers:**

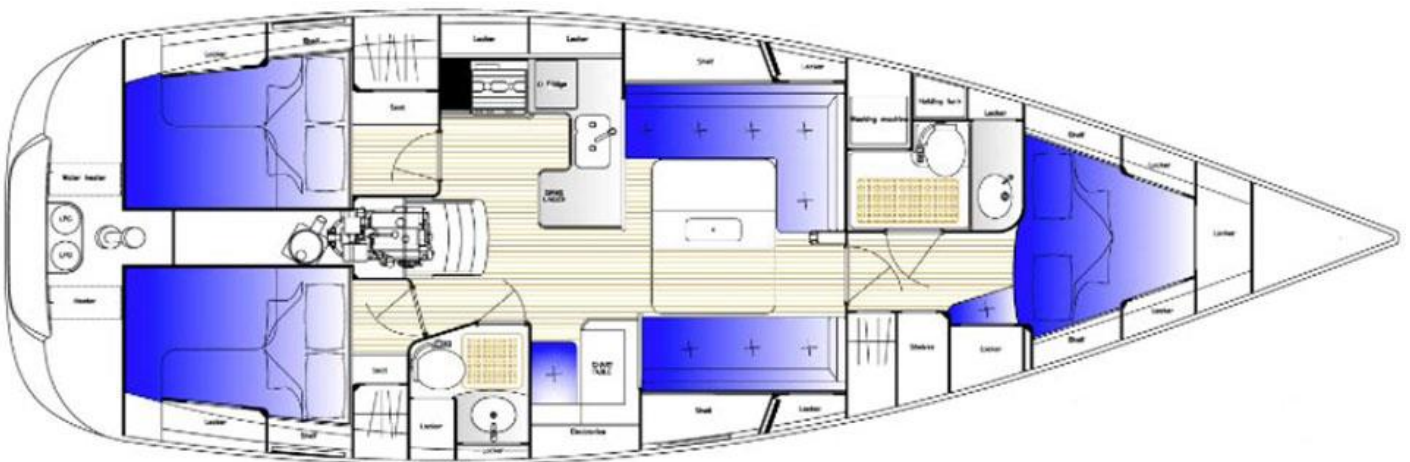
- 2 x Marine toilets.
- 2 x Showers.
- 2 x Shower drain pumps.
- Shower at bathing platform.

**Heating & Ventilation:**

- Diesel heater (Webasto Airtop 5500) with outlets in each cabin and heads.
- 10 x Portlights.
- 5 x Skylights, flush mounted.
- 4 x Vents.

**Accommodation:****Summary of Accommodation:**

- Sleep 6 persons in 3 cabins + 2 persons in the saloon.
- Interior woodwork in varnished mahogany.
- Blue colored upholstery.
- Blue colored carpet all through the boat.
- Blinds with sun block at hull windows.
- Beige colored curtains with sun block at skylights

**Internal Layout:****Disclaimer**

These particulars have been prepared from information provided by the vendors and are intended as a general guide to the yacht, their accuracy cannot be guaranteed by us. The purchaser should confirm details of concern to them by survey or engineer's inspection. The purchaser should also ensure that the purchase contract properly reflects their concerns and specifies details on which they may wish to rely.

*Description of layout from forwards:**Forward Cabin:*

- Double berths with ample stowage below.
- Lockers and shelves above the berth.
- Wardrobe to starboard.
- Skylight / emergency exit.

*Forward Head:*

- Bulkheads in white laminate.
- Teak floorboard.
- Wash basin and countertop in Corian type material.
- Water tap mixer.

**Disclaimer**

*These particulars have been prepared from information provided by the vendors and are intended as a general guide to the yacht, their accuracy cannot be guaranteed by us. The purchaser should confirm details of concern to them by survey or engineer's inspection. The purchaser should also ensure that the purchase contract properly reflects their concerns and specifies details on which they may wish to rely.*

- Mirror.
- Cupboards above and below wash basin.
- Shower with plexi glass doors.
- Toilet.
- Opening portlight and skylight.



#### Saloon:

- Saloon with L-sofa to port and straight sofa to starboard.
- Saloon table with 2 x folding parts and bottle storage.
- Cupboards and shelves for storage.
- Wine cellar under floor.
- Entrance stair with integrated shoe locker.
- 2 x Grab rails in the ceiling.
- 2 x Lee cloth in the sofas.



#### Disclaimer

*These particulars have been prepared from information provided by the vendors and are intended as a general guide to the yacht, their accuracy cannot be guaranteed by us. The purchaser should confirm details of concern to them by survey or engineer's inspection. The purchaser should also ensure that the purchase contract properly reflects their concerns and specifies details on which they may wish to rely.*





#### Navigation Area:

- Chart table.
- Space for instruments.
- Navigation chair.
- 4 x drawers.



#### Disclaimer

*These particulars have been prepared from information provided by the vendors and are intended as a general guide to the yacht, their accuracy cannot be guaranteed by us. The purchaser should confirm details of concern to them by survey or engineer's inspection. The purchaser should also ensure that the purchase contract properly reflects their concerns and specifies details on which they may wish to rely.*




**Galley:**

- Galley to port of the entrance.
- Working surface in Corian type material.
- Top opening waste bin .
- Manual gas shut off valve.
- Crockery lockers and cutlery drawers.
- Cutting board.
- Room for saucepans and other kitchen equipment.

**Disclaimer**

*These particulars have been prepared from information provided by the vendors and are intended as a general guide to the yacht, their accuracy cannot be guaranteed by us. The purchaser should confirm details of concern to them by survey or engineer's inspection. The purchaser should also ensure that the purchase contract properly reflects their concerns and specifies details on which they may wish to rely.*

**Disclaimer**

*These particulars have been prepared from information provided by the vendors and are intended as a general guide to the yacht, their accuracy cannot be guaranteed by us. The purchaser should confirm details of concern to them by survey or engineer's inspection. The purchaser should also ensure that the purchase contract properly reflects their concerns and specifies details on which they may wish to rely.*

*Aft Head:*

- Bulkheads in white laminate.
- Teak floorboard.
- Wash basin and countertop in Corian type material.
- Water tap mixer.
- Mirror at the sink.
- Mirror at the door.
- Cupboards above and below wash basin.
- Toilet.
- Opening portlight.

*2 x Aft Cabins:*

- Double berth.
- Hanging locker.
- Cupboard and shelf.
- Seat.
- Hull window.
- Opening portlight.

**Disclaimer**

*These particulars have been prepared from information provided by the vendors and are intended as a general guide to the yacht, their accuracy cannot be guaranteed by us. The purchaser should confirm details of concern to them by survey or engineer's inspection. The purchaser should also ensure that the purchase contract properly reflects their concerns and specifies details on which they may wish to rely.*





### Cockpit:

- Entrance, wash board and chart table, in un-varnished teak.
- Cockpit table, varnished.
- Leather covered stainless steel twin sprockets steering wheel.
- Fixed windscreen in tempered glass.
- 2 x Grab rails outside of windscreen.
- Grab rail at the pedestal.
- 4 x Fittings for life harness, foldable.



### Disclaimer

*These particulars have been prepared from information provided by the vendors and are intended as a general guide to the yacht, their accuracy cannot be guaranteed by us. The purchaser should confirm details of concern to them by survey or engineer's inspection. The purchaser should also ensure that the purchase contract properly reflects their concerns and specifies details on which they may wish to rely.*



### Deck Equipment:

#### Rig:

- Furling mast, cockpit maneuvered (Seldén).
- Furler for genoa, under deck mounted (Seldén).
- Back stay tensioner with block system.
- Boom vang (Seldén).
- Spinnaker halyard.
- Aluminum rigging screw protection tubes.
- Anchor light.
- Windex.

#### Winches:

- 2 x Electric Genoa winches (Lewmar 50 EST).
- 2 x Mainsheet winch (Lewmar 40 ST).

#### Sails:

- Furling main sail (Elvström EMS 5V, DCX-cloth).
- Furling genoa jib with vertical battens (Elvström DCX-cloth, UV protection) – 2022.
- E-Flex reefing flattener for genoa jib.

#### Disclaimer

*These particulars have been prepared from information provided by the vendors and are intended as a general guide to the yacht, their accuracy cannot be guaranteed by us. The purchaser should confirm details of concern to them by survey or engineer's inspection. The purchaser should also ensure that the purchase contract properly reflects their concerns and specifies details on which they may wish to rely.*

- Code-sail (Furlstrom 110 m2)
- Code sail furling system (Seldén CX-25).
- Removable bow spirit for Code sail.

*General:*

- Jack lines on the deck.
- G&T seats in pushpit.
- Bracket for outboard on the pushpit.
- Opening gates in lifelines port and starboard.
- Bow ladder.
- Navigation lights.
- Gas locker with stowage for 6 kg bottles.
- 2 x Gas bottle, 5 kg composite.
- Anchor locker.
- Teak hand rails on coach roof.
- Flagpole.

*Anchoring & Mooring Equipment:*

- Electric windlass.
- Anchor 25 kg (Delta).
- Anchor chain, galvanized, 60 m x 8 mm.
- Additional anchor roller.
- Manual anchor system in the stern, 15 kg stainless steel anchor, 50 m lead line.
- 4 x Mooring lines.
- 6 x Fenders.
- 4 x Cleats.
- 2 x Spring cleats.
- Brass strips at all cleats.

*Covers, Canvas & Cushions:*

- Sprayhood.
- Sprayhood extension / cockpit tent.
- Canvas cover for cockpit table and steering wheel.


*Fire-Fighting Equipment:*

- 3 x Fire extinguishers.

**Disclaimer**

*These particulars have been prepared from information provided by the vendors and are intended as a general guide to the yacht, their accuracy cannot be guaranteed by us. The purchaser should confirm details of concern to them by survey or engineer's inspection. The purchaser should also ensure that the purchase contract properly reflects their concerns and specifies details on which they may wish to rely.*



**Disclaimer**

*These particulars have been prepared from information provided by the vendors and are intended as a general guide to the yacht, their accuracy cannot be guaranteed by us. The purchaser should confirm details of concern to them by survey or engineer's inspection. The purchaser should also ensure that the purchase contract properly reflects their concerns and specifies details on which they may wish to rely.*

**Disclaimer**

*These particulars have been prepared from information provided by the vendors and are intended as a general guide to the yacht, their accuracy cannot be guaranteed by us. The purchaser should confirm details of concern to them by survey or engineer's inspection. The purchaser should also ensure that the purchase contract properly reflects their concerns and specifies details on which they may wish to rely.*



**Disclaimer**

*These particulars have been prepared from information provided by the vendors and are intended as a general guide to the yacht, their accuracy cannot be guaranteed by us. The purchaser should confirm details of concern to them by survey or engineer's inspection. The purchaser should also ensure that the purchase contract properly reflects their concerns and specifies details on which they may wish to rely.*



**Disclaimer**

*These particulars have been prepared from information provided by the vendors and are intended as a general guide to the yacht, their accuracy cannot be guaranteed by us. The purchaser should confirm details of concern to them by survey or engineer's inspection. The purchaser should also ensure that the purchase contract properly reflects their concerns and specifies details on which they may wish to rely.*



**Disclaimer**

*These particulars have been prepared from information provided by the vendors and are intended as a general guide to the yacht, their accuracy cannot be guaranteed by us. The purchaser should confirm details of concern to them by survey or engineer's inspection. The purchaser should also ensure that the purchase contract properly reflects their concerns and specifies details on which they may wish to rely.*

**BERTHON**  
synonymous with yachting since 1877